

**Horizon**

Table-top Collator QC-S1200

# QC-S1200

Punch Staple Unit PS-P610

High-performance 12-bin collator featuring high-speed, high-volume production.



# The QC-S1200 is a high quality, high speed collating machine with efficient operation.



## Intuitive Operation with Color LCD Touchscreen

The QC-S1200 is equipped with a 5.7 inch color LCD touchscreen. Almost all of the operation and program settings can be done through this touchscreen. In addition, superior usability is ensured with the navigation function and the troubleshooting screen to monitor the operating procedure and to find the cause of any problems.



## Space-saving 12-bin Collator

Multiple-page collating can be performed in the small foot print. The optional extension module QC-S1200F can be added for up to 24 collating stations.

## High Speed Production - Max. 120 sets/min.

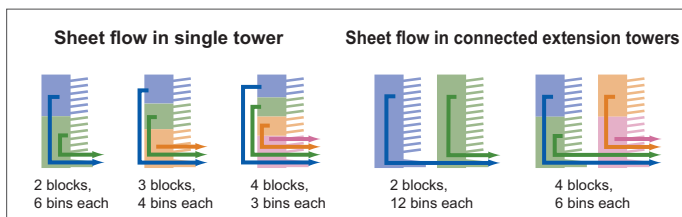
Maximum production speed is 120 sets per minute (A4 / 8.5" x 11" LEF, Straight Stack, 3 sheets). The QC-S1200 is capable of handling high volume collating jobs with its productivity.

### QC-S1200

## Efficient Programming Functions

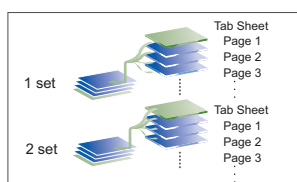
### ● Double Cycle

This feature increases the productivity and operator's efficiency with non-stop production and it gives ample time for bin reloading. When any bin in the first section empties, the feeding switches over to the second section and continues collating.



### ● Preset Tabbing

This feature increases efficiency by separating a predetermined number of sets with tab sheets, without having to stop the system. Up to two tab sheets can be inserted into every set.



### ● Preset Stop

This feature is useful for collating a pre-determined number of sets. The collating system stops after a preset number of sets have been collated.

## High Pile - Max. 30 mm (1.1")

The QC-S1200 is equipped with a large bin capacity for minimal sheet re-loading. The large-diameter feed rollers enable the collator to handle a wide variety of sheets.



## Deep Receiving Tray - Max. 75 mm (2.9")

The receiving tray capacity is 75 mm (2.9") maximum, allowing for collating and stacking up to 72 stacked sets (12 sheets of normal paper). The operator can select either straight or offset stacking.



## Energy-Saving Function - 90% Power Saving

For energy savings, the QC-S1200 is equipped with the Energy-Saving Function. When the collator is inactive for a certain period of time, 90% of the power can be saved compared to the power consumption during operation.

Various system configurations meet diverse customer requirements.

For Collating



QC-S1200+MT-120

QC-S1200+MT-120+QC-S1200F+MT-120

For Stapling



QC-S1200+PS-P610

QC-S1200+PS-P610+QC-S1200F+MT-610D

Optional Punch Staple Unit PS-P610 for a variety of document finishing

Ease of Operation

User-friendly, high performance interface is provided for more comfortable operation. All setups and operations for the PS-P610 can be performed through the color touchscreen on the QC-S1200.



Multiple-page Stapling

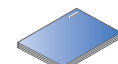
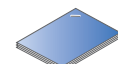
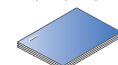
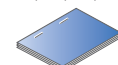
Multiple-page documents such as resumes or proposals can be stapled. Up to 24-sheets (normal paper 81 gsm) can be stapled.

Variable Staple Styles

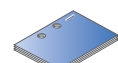
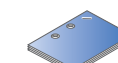
Top/side stapling, corner stapling, and two hole punching (optional punch unit PU-610 is required) can be performed to effectively finish your documents.



Functions

-  Straight Corner Staple (A3, A4, B4, B5)
-  Angled Corner Staple (A3, A4, B4, B5)
-  Other side Corner Staple (A4, B4)
-  Top Staple (A4, B5)

Optional punch unit PU-610 is required.

-  Straight Corner Staple & 2 Hole Punch (A4, B4, B5)
-  Angled Corner Staple & 2 Hole Punch (A4, B4, B5)

QC-S1200 Major Specifications	
Module Type	QC-S1200
Number of Bins	12 bins (Extension module QC-S1200F allows to increase up to 24 bins.)
Sheet Feeding System	Friction Feed
Sheet Size	Max. 320(W) x 450(L) mm (12.59" x 17.71") [320(W) mm / 12.59" available in single collator only. Up to 305(W) mm / 12.00" collating with the extension module.] Min. 138(W) x 175(L) mm (5.44" x 6.89")
Matrix Size	A5 / A4 / A3 / SRA3 / B5 / B4 / 11" x 17" / 8.5" x 14" / 8.5" x 11" / 5.5" x 8.5"
Sheet Weight Range	52.3 to 128 gsm
Bin Pile Height	30 mm (1.18")
Operation Panel	5.7 inch Color LCD Touch Panel The screens for operating procedures and troubleshooting can be displayed on the touch panel.
Error Detector / Indicator	Sheet Jam, No Sheet, Mis-Feed, Double Feed, Option Error, Tray Full and Cover Open
Counter	Total Counter / Preset Counter
Production Speed	Max. 120 sets/min. (50 Hz) (A4 / 8.5" x 11" Straight Stack, 3 sheets) Max. 146 sets/min. (60 Hz) Max. 65 sets/min. [A4 / 8.5" x 11" Offset Stack, 6 sheets (50 Hz) / 10 sheets (60 Hz)]
Receiving Tray	Offset Stack, Straight Stack
Receiving Tray Capacity	75 mm (2.95")
Programming Functions	Double Cycle Mode, Tab Sheet Insertion Mode, Preset Stop Other functions : Energy Saving Mode (The Machine goes into this mode after a preset time.)
Voltage / Frequency	Single Phase 100 V, 50 / 60 Hz 115 V, 60 Hz 230 V, 50 / 60 Hz
Rated Current	QC-S1200
	100 V, 50 / 60 Hz, 1.6 / 1.7 A
	115 V, 60 Hz, 1.7 A
	230 V, 50 / 60 Hz, 0.7 / 0.8 A
QC-S1200F	100 V, 50 / 60 Hz, 1.9 / 2.1 A
	115 V, 60 Hz, 1.8 A
	230 V, 50 / 60 Hz, 0.9 A
Heat Output	QC-S1200 : 350 kJ (80 kcal) QC-S1200F : 390 kJ (90 kcal)
Motors	QC-S1200 : 90 W x 1 QC-S1200F : 90 W x 1, 40 W x 1
Machine Dimensions	QC-S1200 : 615(W) x 529(D) x 1,200(H) mm (24.3" x 20.9" x 47.3") [When installing with MT-120 : 650(W) x 550(D) x 1,600(H) mm (25.6" x 21.7" x 63.0")] QC-S1200+QC-S1200F : 1,350(W) x 529(D) x 1,200(H) mm (53.2" x 20.9" x 47.3") [When installing with MT-120 : 1,425(W) x 550(D) x 1,600(H) mm (56.2" x 21.7" x 63.0")]
Noise Level	68.1 dB (Condition : A4 / 8.5" x 11", 12 bins)
Machine Weight	QC-S1200 : 80 kg (177 lbs.) QC-S1200F : 87 kg (192 lbs.)
Options	Extension Module QC-S1200F, Pedestal with Wheel MT-120

PS-P610 Major Specifications	
Functions	Top Stapling, Angled Corner Stapling, Straight Corner Stapling, Other Side Corner Stapling, Two Hole Punching (option)
Sheet Size	Max. 300(W) x 432(L) mm (11.8" x 17.0") Min. 182(W) x 257(L) mm (7.2" x 10.2")
Matrix Size	Top Stapling : A4 / B5 / 8.5" x 11"
	Angled Corner Stapling : A3 / A4 / B4 / B5 / 11" x 17" / 8.5" x 11" / 8.5" x 14"
	Straight Corner Stapling : A3 / A4 / B4 / B5 / 11" x 17" / 8.5" x 11" / 8.5" x 14"
	Other Side Corner Stapling : A4 / B4 / 8.5" x 14"
Two Hole Punching (option) : A4 / B4 / B5	
Sheet Weight Range	*Straight Corner Stapling / Angled Corner Stapling : Up to 12 sheets (A3) Normal Paper 53 to 127 gsm (Up to 104 gsm on Punching)
Staple Thickness	Side or Corner Stapling : Max. 24 sheets (Normal Paper 81 gsm) Max. 12 sheets (Normal Paper 127 gsm) Optional Punch Capability : Up to 1.5 mm (0.059") thickness [Max. 12 sheets (Normal Paper 104 gsm)]
Staple Distance	Staple Distance : 148 mm (A4), 5.1" (8.5" x 11") Corner Staple Angle : 0 degrees or 30 degrees selectable
Stapling Wire	No. 510 Cartridge Type (5,000 staples/cartridge)
Receiving Capacity	100 mm (3.9") [A4, Normal Paper 64 gsm, Corner Stapling, 50 booklets of 24 sheets (64 gsm)]
Error Detector / Indicator	Sheet Jam, No Staple, Stapler Error, Cover Open, Sheets Full on Delivery Tray
Other Functions	Jogging Time : Normal or Long selectable Staple Position : Automatic Setting
Production Speed	Side Stapling : Max. 12 sets/min. Corner Stapling : Max. 25 sets/min.
Voltage / Frequency	Single Phase 100 / 115 / 230 V, 50 / 60 Hz
Rated Current	100 V, 50 / 60 Hz, 1.1 A
	115 V, 50 / 60 Hz, 1.0 A
	230 V, 50 / 60 Hz, 0.6 A
Power Consumption	100 V, 50 / 60 Hz, 100 W 115 V, 50 / 60 Hz, 103 / 104 W 230 V, 50 / 60 Hz, 103 / 102 W
Heat Output	860 kJ (210 kcal)
Machine Dimensions	QC-S1200+PS-P610 : 850(W) x 660(D) x 1,620(H) mm (33.5" x 26.0" x 63.8") [with Delivery Tray : 1,230(W) mm / 48.5"]
	QC-S1200+QC-S1200F+PS-P610 : 1,410(W) x 660(D) x 1,620(H) mm (55.6" x 26.0" x 63.8") [When connecting to QC-S300 : 1,450(H) mm / 57.1"]
Machine Weight	74 kg (163.2 lbs.)
Options	Punch Unit PU-610, Control Unit CU-610, Connecting Table MT-610D

\*The machine design and specifications are subject to change without any notice.

## Horizon Table-top Collator QC-S Series

### ■ QC-S30 : Standard Model



QC-S30+MT-100 (Pedestal with Wheel)



QC-S30+QC-S30F+QC-S30F+MT-100 (Pedestal with Wheel)

### ■ QC-S300 : Touchscreen Model



QC-S300+MT-100 (Pedestal with Wheel)



QC-S300+QC-S300F+QC-S300F+MT-100 (Pedestal with Wheel)

Distributed by



Printed on 100% Recycled Paper

## HORIZON INTERNATIONAL, INC.

510 Kuze Ooyabu-cho, Minami-ku, Kyoto, 601-8206, Japan Phone : +81-(0)75-934-6700, Fax : +81-(0)75-934-6708, www.horizon.co.jp